Cooper Lighting Solutions Photometric Lab
1121 Highway 74 South
Peachtree City, GA 30269

Scaled data based on original data using

LM-79-2019 Approved Method: Electrical and Photometric Measurements of Solid-State Lighting Products

Test Report Prepared for

Cooper Lighting Solutions

Brand: IRiS

Report Number: P1249089

Luminaire Tested: P3A09R709027DE010 E3LSWW1H

Issue Date: 1/29/2026

Test Information

Test Method:	LM-79-2019
Report Number:	P1249089
	TEST IS SCALED FROM IESNA LM-79-08 TEST DATA (G1-2509-551-15)
Test Lab:	INNOVATION CENTER
Issue Date:	1/29/2026
Manufacturer:	COOPER LIGHTING SOLUTIONS
Product Line:	IRiS
Catalog Number:	P3A09R709027DE010 E3LSWW1H
Description:	3in Adjustable LED luminaire with, R70 optic, 2700K CCT AND, 90CRI , E3LSWW1H TRIM
Light Source:	-
Ballast/Driver:	-

Summary

Lumens per Lamp:	N/A
Luminaire Lumens:	348.0 lumens
Efficiency:	N/A
Efficacy:	31.4 lumens/watt
Spacing Criteria (0/90/45):	1.47 / 0.85 / 1.23
Luminous Opening:	Circular (Dia: 0.25' x H: 0')
CIE Type:	Direct
Input Watts (W):	11.1
Input Voltage (V):	NR
Input Current (Ain):	NR
Voltage Rise (V):	NR
Power Factor:	NR
Total Harmonic Distortion (THDi):	NR
Frequency (hertz):	60
Stabilization Time:	NR
Operation Time:	NR
Ambient Temperature (°C):	NR
Test Distance:	24 FT

TEST NUMBER: P1249089
CATALOG NUMBER: P3A09R709027DE010 E3LSWW1H

Luminous Intensity Polar Plot

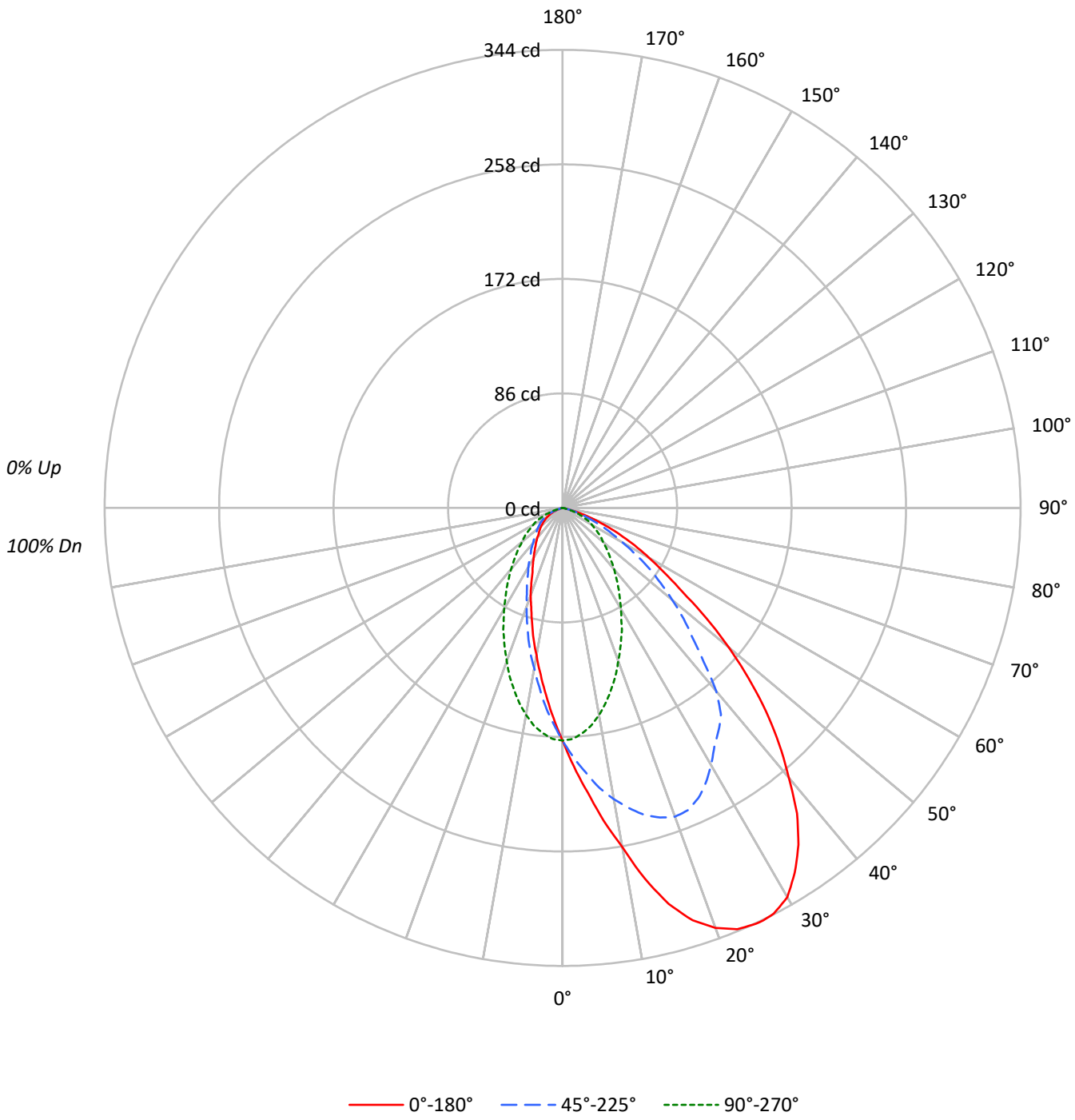

Cooper Lighting Solutions Photometric Lab
1121 Highway 74 South
Peachtree City, GA 30269

Scaled Data Report

TEST NUMBER: P1249089
CATALOG NUMBER: P3A09R709027DE010 E3LSWW1H

COEFFICIENT OF UTILIZATION - ZONAL CAVITY METHOD:

RF	20				20				20			20			20			20
RC	80				70				50			30			10			0
RW	70	50	30	10	70	50	30	10	50	30	10	50	30	10	50	30	10	0
RCR																		
0	119	119	119	119	116	116	116	116	111	111	111	106	106	106	102	102	102	100
1	111	108	104	101	109	105	102	100	101	99	96	97	95	94	94	92	91	89
2	103	96	91	86	101	95	89	85	91	87	83	88	85	81	85	82	80	78
3	95	87	80	74	93	85	79	74	82	77	72	80	75	71	77	73	70	68
4	88	78	70	65	86	77	70	64	74	68	63	72	67	63	70	66	62	60
5	82	71	63	57	80	70	62	57	68	61	56	66	60	56	64	59	55	53
6	76	64	56	51	74	63	56	51	62	55	50	60	54	50	59	53	49	47
7	71	59	51	45	69	58	51	45	57	50	45	55	49	45	54	49	44	43
8	66	54	46	41	65	53	46	41	52	46	41	51	45	41	50	44	40	39
9	62	50	42	37	61	49	42	37	48	42	37	47	41	37	46	41	37	35
10	59	46	39	34	57	46	39	34	45	38	34	44	38	34	43	38	34	32

AVERAGE LUMINANCE (cd/sqm):

	0°	45°	90°	135°	180°
0°	38308	38308	38308	38308	38308
5°	47149	43892	37376	32798	31059
10°	57581	49454	35159	27254	25050
15°	69898	54234	32032	22634	20159
20°	78313	57592	28562	18435	16358
25°	83352	58261	25308	15291	12896
30°	85482	56490	22231	12989	10989
35°	82690	54690	19542	11109	9503
40°	75713	51411	17232	9876	8473
45°	67046	42857	15319	9179	7660
50°	55572	36707	13475	8426	7062
55°	41901	30546	12463	7914	6423
60°	32892	22937	11271	7368	5614
65°	24594	16915	9755	6123	4618
70°	15836	10771	6988	4424	2500
75°	6693	5846	3304	1694	847
80°	1263	1263	0	0	0
85°	0	0	0	0	0

MAXIMUM LUMINANCE 45°-90°:

Horizontal Angle: 0°
Vertical Angle: 45°
Luminance: 67046 cd/sqm

Cooper Lighting Solutions Photometric Lab
1121 Highway 74 South
Peachtree City, GA 30269

Scaled Data Report

TEST NUMBER: P1249089
CATALOG NUMBER: P3A09R709027DE010 E3LSWW1H

ZONAL LUMENS:

Zone	Lumens	% Fixture
0°-10°	16.6	4.8
10°-20°	47.7	13.7
20°-30°	69.7	20.0
30°-40°	76.0	21.8
40°-50°	65.8	18.9
50°-60°	44.0	12.7
60°-70°	22.8	6.5
70°-80°	5.4	1.5
80°-90°	0.1	0.0
90°-100°	0.0	0.0
100°-110°	0.0	0.0
110°-120°	0.0	0.0
120°-130°	0.0	0.0
130°-140°	0.0	0.0
140°-150°	0.0	0.0
150°-160°	0.0	0.0
160°-170°	0.0	0.0
170°-180°	0.0	0.0
0°-30°	134.0	38.5
0°-40°	210.0	60.3
0°-60°	319.8	91.9
0°-90°	348.0	100.0
90°-120°	0.0	0.0
90°-150°	0.0	0.0
90°-180°	0.0	0.0
0°-180°	348.0	100.0

CANDELA DISTRIBUTION:

	0°	45°	90°	135°	180°	Flux
0°	175	175	175	175	175	
5°	214	199	170	149	141	22
15°	308	239	141	100	89	87
25°	344	241	105	63	53	158
35°	309	204	73	42	36	191
45°	216	138	49	30	25	165
55°	110	80	33	21	17	101
65°	47	33	19	12	9	48
75°	8	7	4	2	1	10
85°	0	0	0	0	0	0
90°	0	0	0	0	0	

TEST NUMBER: P1249089
CATALOG NUMBER: P3A09R709027DE010 E3LSWW1H

CANDELA DISTRIBUTION (FULL):

	0°	5°	15°	25°	35°	45°	55°	65°	75°	85°	90°
0°	*174.7*	174.7	174.7	174.7	174.7	174.7	174.7	174.7	174.7	174.7	174.7
2.5°	*194.4*	193.5	193.5	191.5	189.5	187.5	184.6	181.6	178.7	175.7	173.7
5°	*214.2*	215.2	214.2	210.2	205.3	199.4	193.5	186.5	179.6	173.7	169.8
7.5°	*236.9*	236.9	233.9	229.0	222.1	212.2	202.3	190.5	179.6	169.8	164.8
10°	*258.6*	258.6	253.7	245.8	234.9	222.1	208.3	192.5	177.7	163.8	157.9
12.5°	*285.2*	284.3	278.3	265.5	249.7	231.0	212.2	192.5	174.7	157.9	150.0
15°	*307.9*	307.0	299.1	283.3	262.5	238.9	213.2	190.5	168.8	150.0	141.1
17.5°	*324.7*	322.8	313.9	297.1	273.4	243.8	214.2	186.5	161.9	141.1	132.3
20°	*335.6*	334.6	324.7	305.0	279.3	246.8	213.2	181.6	155.0	132.3	122.4
22.5°	*342.5*	340.5	330.7	308.9	279.3	245.8	209.2	174.7	146.1	123.4	113.5
25°	*344.5*	*343.5*	*331.6*	*307.9*	*276.4*	*240.8*	*203.3*	*167.8*	*137.2*	*114.5*	*104.6*
26°	*344.5*	343.5	331.6	307.0	274.4	237.9	200.4	164.8	134.2	110.5	101.7
27.5°	*343.5*	342.5	329.7	304.0	270.4	232.9	194.4	158.9	128.3	105.6	95.7
30°	*337.6*	335.6	322.8	297.1	261.6	223.1	184.6	150.0	119.4	96.7	87.8
32.5°	*324.7*	322.8	308.9	285.2	251.7	212.2	173.7	140.2	110.5	87.8	79.9
35°	*308.9*	307.0	293.1	270.4	237.9	204.3	161.9	129.3	100.7	80.9	73.0
37.5°	*289.2*	286.2	274.4	250.7	221.1	195.4	152.0	118.4	91.8	73.0	66.1
40°	*264.5*	263.5	252.7	231.0	201.4	179.6	146.1	118.4	83.9	66.1	60.2
42.5°	*240.8*	238.9	229.0	210.2	183.6	156.9	128.3	113.5	78.0	59.2	54.3
45°	*216.2*	214.2	205.3	189.5	164.8	138.2	138.2	97.7	67.1	54.3	49.4
47.5°	*189.5*	187.5	180.6	168.8	147.1	123.4	100.7	79.9	61.2	48.4	44.4
50°	*162.9*	163.8	157.9	146.1	129.3	107.6	86.9	67.1	52.3	43.4	39.5
52.5°	*136.2*	135.2	131.3	123.4	111.5	92.8	74.0	57.2	45.4	38.5	36.5
55°	*109.6*	110.5	108.6	103.6	93.8	79.9	62.2	49.4	40.5	34.5	32.6
57.5°	*90.8*	91.8	87.8	84.9	77.0	65.1	51.3	41.5	34.5	30.6	28.6
60°	*75.0*	76.0	73.0	69.1	63.2	52.3	41.5	34.5	30.6	27.6	25.7
62.5°	*61.2*	60.2	58.2	54.3	49.4	41.5	33.6	28.6	25.7	23.7	22.7
65°	*47.4*	47.4	45.4	42.4	38.5	32.6	26.6	23.7	21.7	19.7	18.8
67.5°	*35.5*	35.5	33.6	31.6	27.6	23.7	20.7	18.8	17.8	15.8	14.8
70°	*24.7*	24.7	23.7	22.7	19.7	16.8	15.8	13.8	12.8	11.8	10.9
72.5°	*15.8*	15.8	15.8	13.8	12.8	10.9	10.9	9.9	8.9	7.9	7.9
75°	*7.9*	8.9	7.9	7.9	6.9	6.9	5.9	5.9	4.9	4.9	3.9
77.5°	*3.0*	3.0	3.0	3.0	3.0	3.0	2.0	2.0	2.0	2.0	2.0
80°	*1.0*	1.0	1.0	1.0	1.0	1.0	1.0	1.0	0.0	0.0	0.0
82.5°	*0.0*	0.0	0.0	0.0	0.0	0.0	0.0	0.0	0.0	0.0	0.0
85°	*0.0*	0.0	0.0	0.0	0.0	0.0	0.0	0.0	0.0	0.0	0.0
87.5°	*0.0*	0.0	0.0	0.0	0.0	0.0	0.0	0.0	0.0	0.0	0.0
90°	*0.0*	0.0	0.0	0.0	0.0	0.0	0.0	0.0	0.0	0.0	0.0

TEST NUMBER: P1249089
CATALOG NUMBER: P3A09R709027DE010 E3LSWW1H

CANDELA DISTRIBUTION (continued):

	95°	105°	115°	125°	135°	145°	155°	165°	175°	180°
0°	174.7	174.7	174.7	174.7	174.7	174.7	174.7	174.7	174.7	174.7
2.5°	171.7	168.8	166.8	163.8	161.9	159.9	158.9	157.9	157.9	157.9
5°	166.8	161.9	156.9	152.0	149.0	146.1	143.1	142.1	141.1	141.1
7.5°	160.9	153.0	146.1	140.2	135.2	132.3	129.3	127.3	126.3	126.3
10°	153.0	143.1	135.2	127.3	122.4	118.4	116.5	113.5	113.5	112.5
12.5°	144.1	132.3	123.4	116.5	111.5	106.6	103.6	101.7	100.7	100.7
15°	134.2	122.4	112.5	104.6	99.7	94.8	91.8	89.8	88.8	88.8
17.5°	124.4	111.5	101.7	93.8	88.8	83.9	80.9	79.0	79.0	78.0
20°	114.5	101.7	91.8	83.9	79.0	75.0	72.1	70.1	69.1	70.1
22.5°	105.6	92.8	82.9	76.0	70.1	66.1	63.2	62.2	61.2	61.2
25°	*95.7*	*83.9*	*75.0*	*68.1*	*63.2*	*59.2*	*56.3*	*55.3*	*54.3*	*53.3*
26°	92.8	80.9	72.1	65.1	60.2	56.3	54.3	52.3	51.3	51.3
27.5°	88.8	76.0	68.1	61.2	56.3	53.3	50.3	49.4	48.4	48.4
30°	79.9	69.1	61.2	55.3	51.3	47.4	45.4	44.4	43.4	43.4
32.5°	73.0	62.2	55.3	50.3	46.4	43.4	41.5	39.5	39.5	39.5
35°	66.1	56.3	50.3	45.4	41.5	38.5	37.5	36.5	35.5	35.5
37.5°	60.2	51.3	45.4	41.5	38.5	35.5	33.6	32.6	32.6	32.6
40°	54.3	47.4	41.5	37.5	34.5	32.6	30.6	29.6	29.6	29.6
42.5°	49.4	42.4	38.5	34.5	31.6	29.6	28.6	27.6	26.6	26.6
45°	45.4	39.5	34.5	31.6	29.6	27.6	25.7	24.7	24.7	24.7
47.5°	40.5	36.5	31.6	28.6	26.6	24.7	23.7	22.7	22.7	22.7
50°	37.5	33.6	29.6	26.6	24.7	22.7	21.7	20.7	20.7	20.7
52.5°	33.6	30.6	27.6	24.7	22.7	20.7	19.7	18.8	18.8	18.8
55°	30.6	27.6	24.7	22.7	20.7	18.8	17.8	16.8	16.8	16.8
57.5°	27.6	24.7	22.7	20.7	18.8	17.8	15.8	15.8	14.8	14.8
60°	24.7	21.7	19.7	18.8	16.8	15.8	13.8	12.8	12.8	12.8
62.5°	20.7	19.7	17.8	15.8	13.8	12.8	11.8	10.9	10.9	10.9
65°	17.8	16.8	14.8	12.8	11.8	10.9	9.9	8.9	8.9	8.9
67.5°	14.8	12.8	11.8	10.9	9.9	8.9	7.9	6.9	5.9	6.9
70°	10.9	9.9	8.9	7.9	6.9	5.9	4.9	4.9	3.9	3.9
72.5°	6.9	5.9	5.9	4.9	3.9	3.9	3.0	3.0	2.0	2.0
75°	3.9	3.9	3.0	3.0	2.0	2.0	1.0	1.0	1.0	1.0
77.5°	2.0	1.0	1.0	0.0	0.0	0.0	0.0	0.0	0.0	0.0
80°	0.0	0.0	0.0	0.0	0.0	0.0	0.0	0.0	0.0	0.0
82.5°	0.0	0.0	0.0	0.0	0.0	0.0	0.0	0.0	0.0	0.0
85°	0.0	0.0	0.0	0.0	0.0	0.0	0.0	0.0	0.0	0.0
87.5°	0.0	0.0	0.0	0.0	0.0	0.0	0.0	0.0	0.0	0.0
90°	0.0	0.0	0.0	0.0	0.0	0.0	0.0	0.0	0.0	0.0

Cooper Lighting Solutions Photometric Lab
1121 Highway 74 South
Peachtree City, GA 30269

LM-79-2019: Approved Method: Electrical and Photometric Measurements of Solid-State Lighting Products

Report Prepared for

Cooper Lighting Solutions

IRiS

Report Number: SP1-2504-409-27

Test Date: 05/16/2025

Luminaire Tested: LD3A13R159027D010 E3D1H

Data in this report applies to families of products including LD3A

Report Generated By FNC07603 / LDUCLS01DT446
Version: v7.05

Test Information

Test Method:	LM-79-2019
Report Number:	SP1-2504-409-27
Test Lab:	COOPER LIGHTING SOLUTIONS
Photometer:	SP1 - 76IN SPHERE
Measurement Geometry:	4π
Issue Date:	01/06/2026
Manufacturer:	COOPER LIGHTING SOLUTIONS
Product Line:	IRiS
Catalog Number:	**LD3A13R159027D010 E3D1H**
Description:	3in Adjustabled LED luminaire with, R15 optic, 2700K CCT AND, 90CRI LEDS, E3D1H TRIM

Spectral Parameters

CCT (K):	2707	CRI (Ra):		92.2		
CIE u':	0.2622	R1:		93.3	R9:	50.2
CIE v':	0.5275	R2:		98.1	R10:	95.3
Duv:	0.0002	R3:		97.1	R11:	96.2
CIE x:	0.4597	R4:		93.2	R12:	85.7
CIE y:	0.4111	R5:		93.7	R13:	94.9
CIE z:	0.1292	R6:		97.0	R14:	99.3
Peak Wavelength (nm):	618	R7:		88.8	R15:	87.0
Dominant Wavelength (nm):	584	R8:		76.6		
Purity:	61.37764					

Rf:	91.2
Rg:	97.1

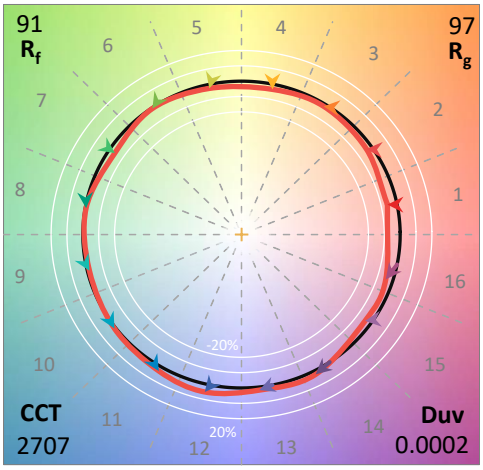

Test Conditions

Stabilization Time:	48M
Operation Time:	1H 48M
Sphere Temperature (°C):	25.0

Measurement and Test Equipment			
Instrument	Identification Number	Calibration Date	Calibration Due Date
Photometer	76INCH SPHERE IN0058	12/16/2024	6/16/2025
Power Meter	XITRON INXT2011004	1/21/2025	1/21/2026
AC Power Source	CHROMA 61603 IN0063	10/22/2024	10/22/2025
DC Power Source	AGILENT E3634A IN0208	10/22/2024	10/22/2025
Sphere Thermometer	ONSET IN0085	10/22/2024	10/22/2025
Room Thermometer	ONSET IN0046	10/22/2024	10/22/2025

REPORT NUMBER: SP1-2504-409-27

CIE 1931 Chromaticity Diagram

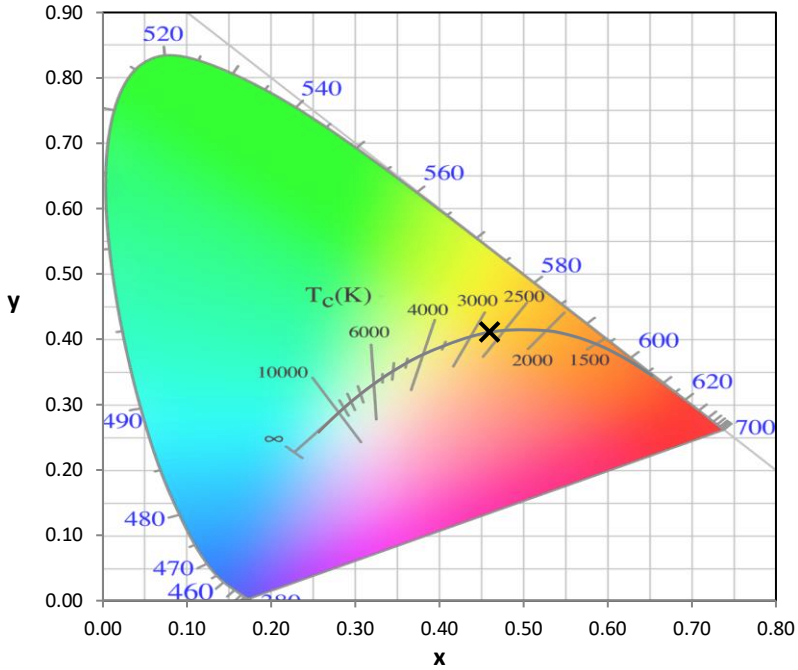

CIE 1931 Chromaticity Diagram with 2017 ANSI 7-Step and 4-Step Quadrangles

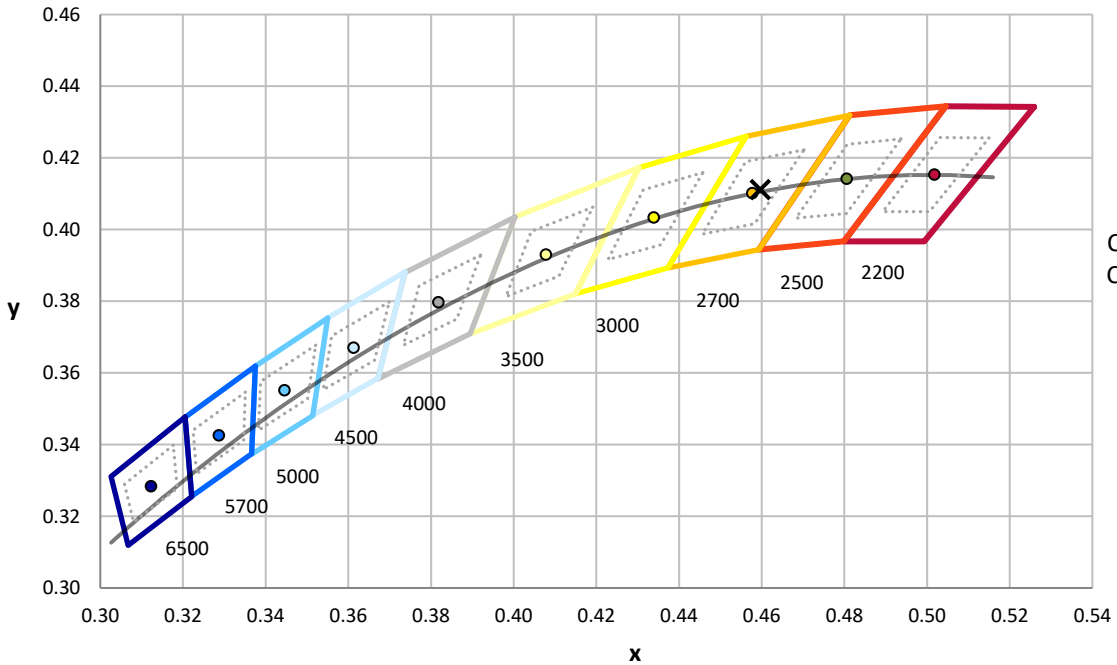

CCT = 2707K
CIE x = 0.4597
CIE y = 0.4111
Duv = 0.0002

Point lies inside the ANSI 2700K 4-step quadrangle

REPORT NUMBER: SP1-2504-409-27

Photopic Flux vs. Wavelength

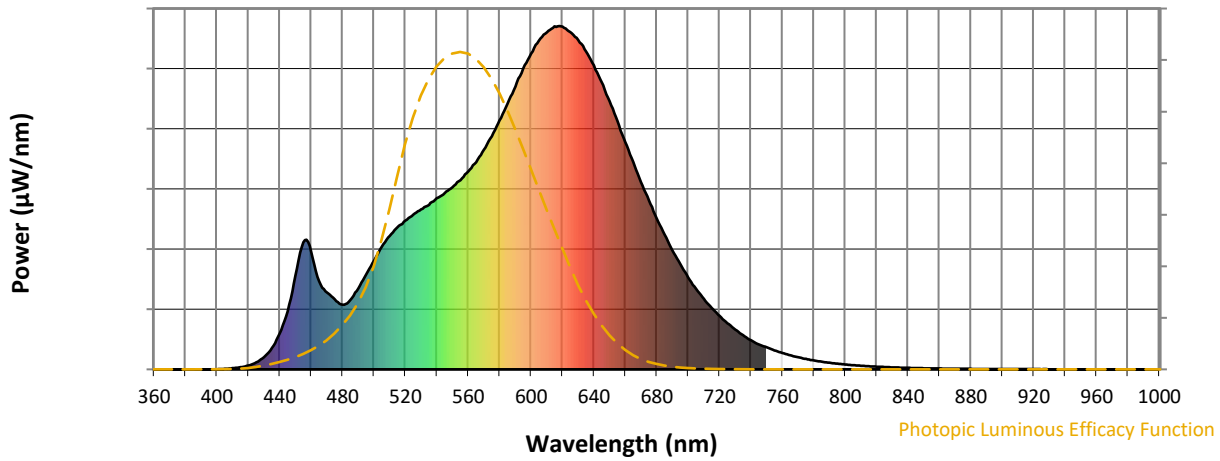

Photopic Lumens: NR

λ (nm)	Power W^/nm	Lumens (ϕ/nm)	λ (nm)	Power W^/nm	Lumens (ϕ/nm)	λ (nm)	Power W^/nm	Lumens (ϕ/nm)	λ (nm)	Power W^/nm	Lumens (ϕ/nm)	λ (nm)	Power W^/nm	Lumens (ϕ/nm)
360	0	NR	490	236	NR	620	998	NR	750	64	NR	880	1	NR
365	0	NR	495	276	NR	625	983	NR	755	55	NR	885	1	NR
370	0	NR	500	317	NR	630	960	NR	760	48	NR	890	1	NR
375	0	NR	505	357	NR	635	927	NR	765	41	NR	895	1	NR
380	0	NR	510	389	NR	640	885	NR	770	35	NR	900	1	NR
385	0	NR	515	414	NR	645	836	NR	775	30	NR	905	1	NR
390	0	NR	520	434	NR	650	781	NR	780	26	NR	910	1	NR
395	0	NR	525	450	NR	655	723	NR	785	22	NR	915	1	NR
400	1	NR	530	466	NR	660	662	NR	790	19	NR	920	1	NR
405	2	NR	535	480	NR	665	604	NR	795	16	NR	925	0	NR
410	3	NR	540	498	NR	670	546	NR	800	14	NR	930	0	NR
415	6	NR	545	514	NR	675	492	NR	805	12	NR	935	0	NR
420	11	NR	550	530	NR	680	440	NR	810	10	NR	940	0	NR
425	20	NR	555	551	NR	685	393	NR	815	9	NR	945	0	NR
430	35	NR	560	577	NR	690	347	NR	820	8	NR	950	0	NR
435	62	NR	565	604	NR	695	306	NR	825	7	NR	955	0	NR
440	104	NR	570	640	NR	700	268	NR	830	6	NR	960	0	NR
445	168	NR	575	679	NR	705	235	NR	835	5	NR	965	0	NR
450	272	NR	580	726	NR	710	205	NR	840	4	NR	970	0	NR
455	370	NR	585	774	NR	715	179	NR	845	4	NR	975	0	NR
460	344	NR	590	824	NR	720	156	NR	850	3	NR	980	0	NR
465	257	NR	595	877	NR	725	134	NR	855	3	NR	985	0	NR
470	224	NR	600	920	NR	730	116	NR	860	2	NR	990	0	NR
475	204	NR	605	957	NR	735	100	NR	865	2	NR	995	0	NR
480	188	NR	610	982	NR	740	85	NR	870	2	NR	1000	0	NR
485	202	NR	615	999	NR	745	73	NR	875	2	NR			

REPORT NUMBER: SP1-2504-409-27

Scotopic Flux vs. Wavelength

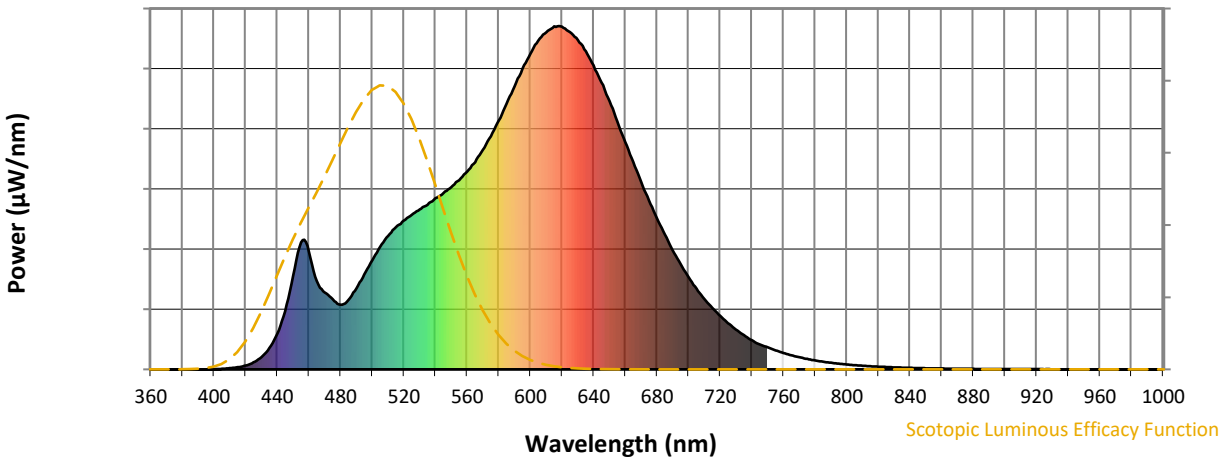

Scotopic Lumens: NR **S/P: 1.31**

λ (nm)	Power W^/nm	Lumens (ϕ/nm)	λ (nm)	Power W^/nm	Lumens (ϕ/nm)	λ (nm)	Power W^/nm	Lumens (ϕ/nm)	λ (nm)	Power W^/nm	Lumens (ϕ/nm)	λ (nm)	Power W^/nm	Lumens (ϕ/nm)
360	0	NR	490	236	NR	620	998	NR	750	64	NR	880	1	NR
365	0	NR	495	276	NR	625	983	NR	755	55	NR	885	1	NR
370	0	NR	500	317	NR	630	960	NR	760	48	NR	890	1	NR
375	0	NR	505	357	NR	635	927	NR	765	41	NR	895	1	NR
380	0	NR	510	389	NR	640	885	NR	770	35	NR	900	1	NR
385	0	NR	515	414	NR	645	836	NR	775	30	NR	905	1	NR
390	0	NR	520	434	NR	650	781	NR	780	26	NR	910	1	NR
395	0	NR	525	450	NR	655	723	NR	785	22	NR	915	1	NR
400	1	NR	530	466	NR	660	662	NR	790	19	NR	920	1	NR
405	2	NR	535	480	NR	665	604	NR	795	16	NR	925	0	NR
410	3	NR	540	498	NR	670	546	NR	800	14	NR	930	0	NR
415	6	NR	545	514	NR	675	492	NR	805	12	NR	935	0	NR
420	11	NR	550	530	NR	680	440	NR	810	10	NR	940	0	NR
425	20	NR	555	551	NR	685	393	NR	815	9	NR	945	0	NR
430	35	NR	560	577	NR	690	347	NR	820	8	NR	950	0	NR
435	62	NR	565	604	NR	695	306	NR	825	7	NR	955	0	NR
440	104	NR	570	640	NR	700	268	NR	830	6	NR	960	0	NR
445	168	NR	575	679	NR	705	235	NR	835	5	NR	965	0	NR
450	272	NR	580	726	NR	710	205	NR	840	4	NR	970	0	NR
455	370	NR	585	774	NR	715	179	NR	845	4	NR	975	0	NR
460	344	NR	590	824	NR	720	156	NR	850	3	NR	980	0	NR
465	257	NR	595	877	NR	725	134	NR	855	3	NR	985	0	NR
470	224	NR	600	920	NR	730	116	NR	860	2	NR	990	0	NR
475	204	NR	605	957	NR	735	100	NR	865	2	NR	995	0	NR
480	188	NR	610	982	NR	740	85	NR	870	2	NR	1000	0	NR
485	202	NR	615	999	NR	745	73	NR	875	2	NR			

REPORT NUMBER: SP1-2504-409-27

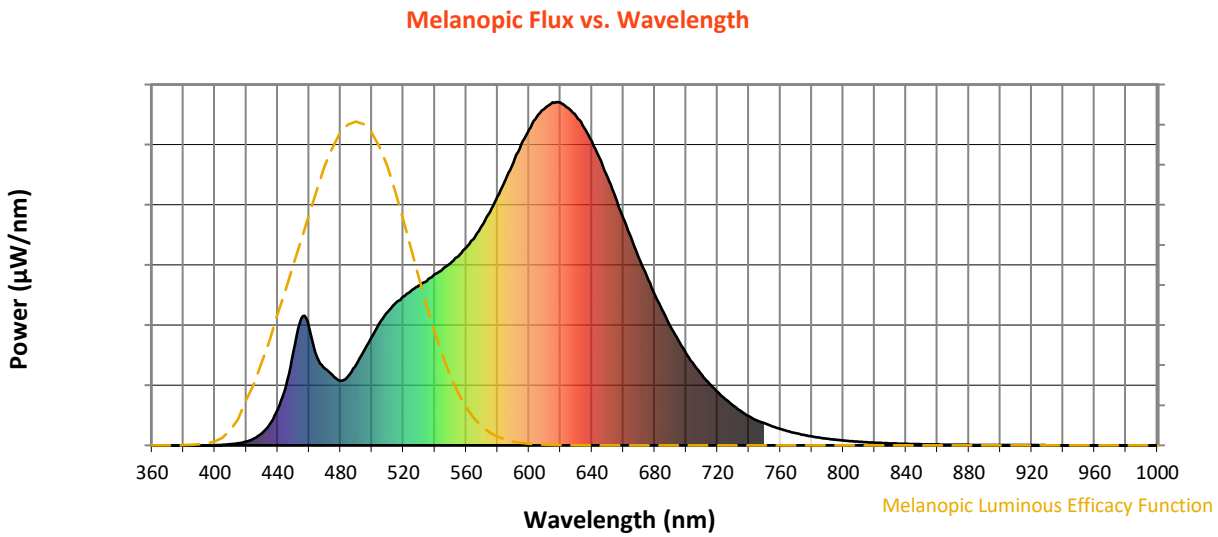

Melanopic Lumens: NR **M/P: 2.5**

λ (nm)	Power W^/nm	Lumens (ϕ/nm)	λ (nm)	Power W^/nm	Lumens (ϕ/nm)	λ (nm)	Power W^/nm	Lumens (ϕ/nm)	λ (nm)	Power W^/nm	Lumens (ϕ/nm)	λ (nm)	Power W^/nm	Lumens (ϕ/nm)
360	0	NR	490	236	NR	620	998	NR	750	64	NR	880	1	NR
365	0	NR	495	276	NR	625	983	NR	755	55	NR	885	1	NR
370	0	NR	500	317	NR	630	960	NR	760	48	NR	890	1	NR
375	0	NR	505	357	NR	635	927	NR	765	41	NR	895	1	NR
380	0	NR	510	389	NR	640	885	NR	770	35	NR	900	1	NR
385	0	NR	515	414	NR	645	836	NR	775	30	NR	905	1	NR
390	0	NR	520	434	NR	650	781	NR	780	26	NR	910	1	NR
395	0	NR	525	450	NR	655	723	NR	785	22	NR	915	1	NR
400	1	NR	530	466	NR	660	662	NR	790	19	NR	920	1	NR
405	2	NR	535	480	NR	665	604	NR	795	16	NR	925	0	NR
410	3	NR	540	498	NR	670	546	NR	800	14	NR	930	0	NR
415	6	NR	545	514	NR	675	492	NR	805	12	NR	935	0	NR
420	11	NR	550	530	NR	680	440	NR	810	10	NR	940	0	NR
425	20	NR	555	551	NR	685	393	NR	815	9	NR	945	0	NR
430	35	NR	560	577	NR	690	347	NR	820	8	NR	950	0	NR
435	62	NR	565	604	NR	695	306	NR	825	7	NR	955	0	NR
440	104	NR	570	640	NR	700	268	NR	830	6	NR	960	0	NR
445	168	NR	575	679	NR	705	235	NR	835	5	NR	965	0	NR
450	272	NR	580	726	NR	710	205	NR	840	4	NR	970	0	NR
455	370	NR	585	774	NR	715	179	NR	845	4	NR	975	0	NR
460	344	NR	590	824	NR	720	156	NR	850	3	NR	980	0	NR
465	257	NR	595	877	NR	725	134	NR	855	3	NR	985	0	NR
470	224	NR	600	920	NR	730	116	NR	860	2	NR	990	0	NR
475	204	NR	605	957	NR	735	100	NR	865	2	NR	995	0	NR
480	188	NR	610	982	NR	740	85	NR	870	2	NR	1000	0	NR
485	202	NR	615	999	NR	745	73	NR	875	2	NR			

REPORT NUMBER: SP1-2504-409-27

TM-30-18

Summary

R_f = 91.2
R_g = 97.1
CIE R_a = 92.2
R_9 = 50.2

Spectral Power Distribution Comparison

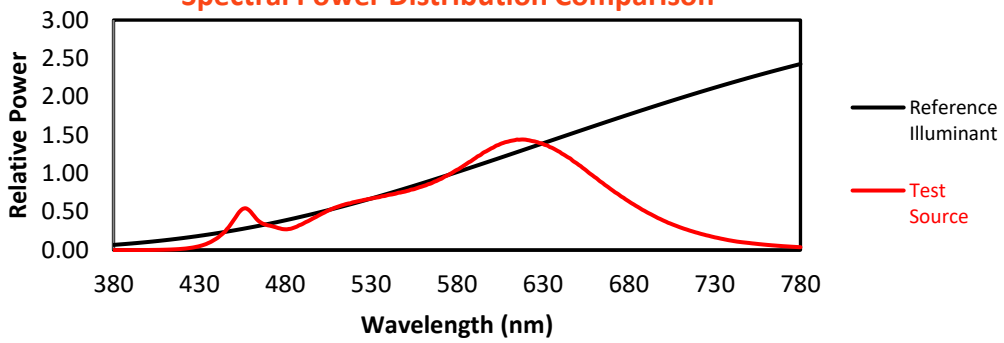

Color Vector Graphics

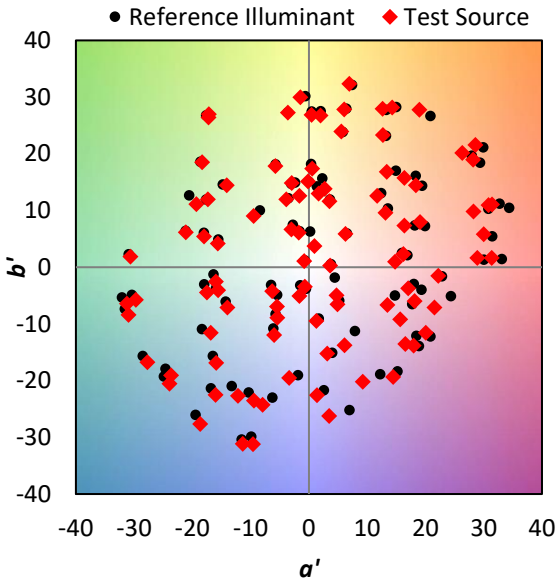

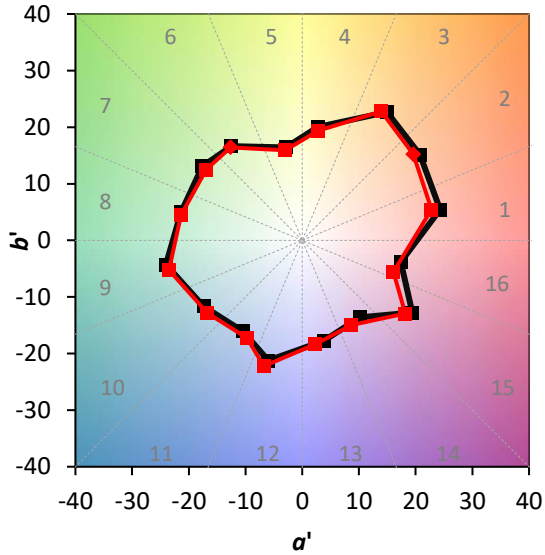

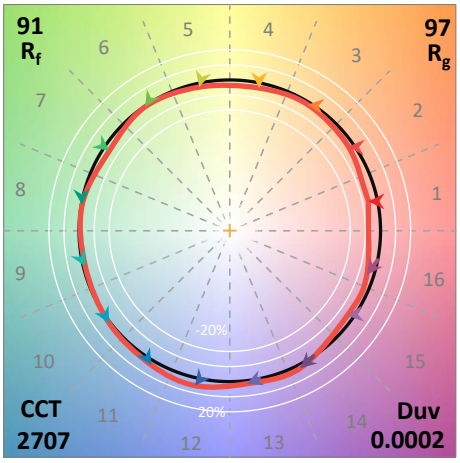

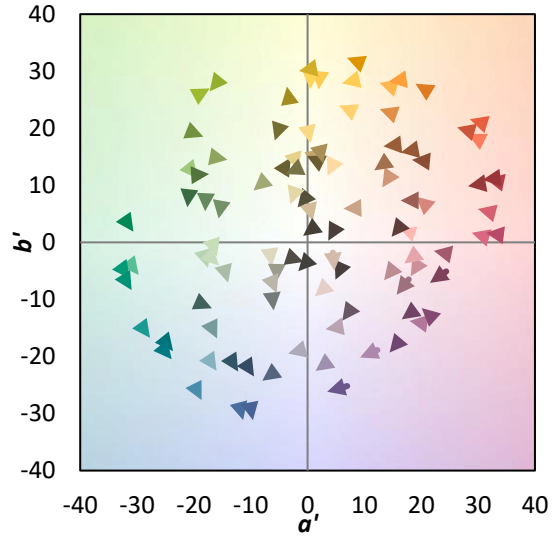

Individual Sample Fidelity Index ($R_{f,i}$)

CES01 = 86	CES26 = 97	CES51 = 95	CES76 = 94
CES02 = 64	CES27 = 91	CES52 = 98	CES77 = 85
CES03 = 32	CES28 = 99	CES53 = 96	CES78 = 91
CES04 = 71	CES29 = 95	CES54 = 91	CES79 = 89
CES05 = 51	CES30 = 88	CES55 = 90	CES80 = 90
CES06 = 52	CES31 = 96	CES56 = 93	CES81 = 75
CES07 = 44	CES32 = 94	CES57 = 91	CES82 = 96
CES08 = 43	CES33 = 94	CES58 = 92	CES83 = 94
CES09 = 29	CES34 = 99	CES59 = 97	CES84 = 95
CES10 = 77	CES35 = 99	CES60 = 93	CES85 = 79
CES11 = 59	CES36 = 82	CES61 = 93	CES86 = 77
CES12 = 66	CES37 = 98	CES62 = 86	CES87 = 91
CES13 = 44	CES38 = 84	CES63 = 94	CES88 = 93
CES14 = 74	CES39 = 98	CES64 = 91	CES89 = 84
CES15 = 72	CES40 = 97	CES65 = 89	CES90 = 93
CES16 = 48	CES41 = 94	CES66 = 90	CES91 = 79
CES17 = 50	CES42 = 99	CES67 = 89	CES92 = 77
CES18 = 57	CES43 = 97	CES68 = 91	CES93 = 86
CES19 = 72	CES44 = 99	CES69 = 93	CES94 = 76
CES20 = 68	CES45 = 98	CES70 = 91	CES95 = 84
CES21 = 87	CES46 = 96	CES71 = 87	CES96 = 91
CES22 = 79	CES47 = 90	CES72 = 96	CES97 = 95
CES23 = 92	CES48 = 87	CES73 = 88	CES98 = 92
CES24 = 91	CES49 = 98	CES74 = 88	CES99 = 88
CES25 = 72	CES50 = 96	CES75 = 89	

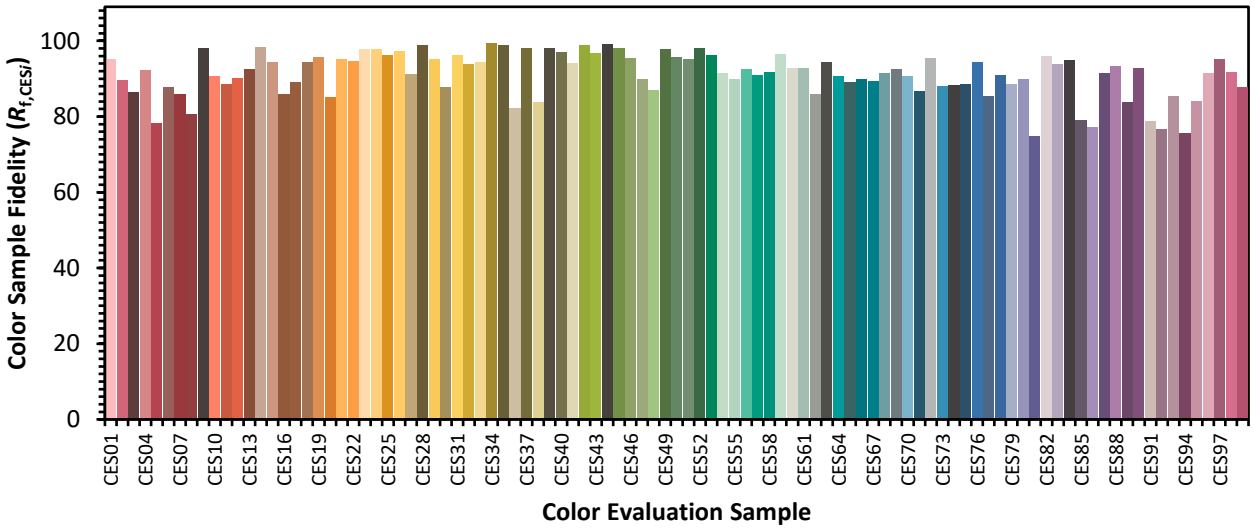

Color Rendition by Hue-Angle Bin

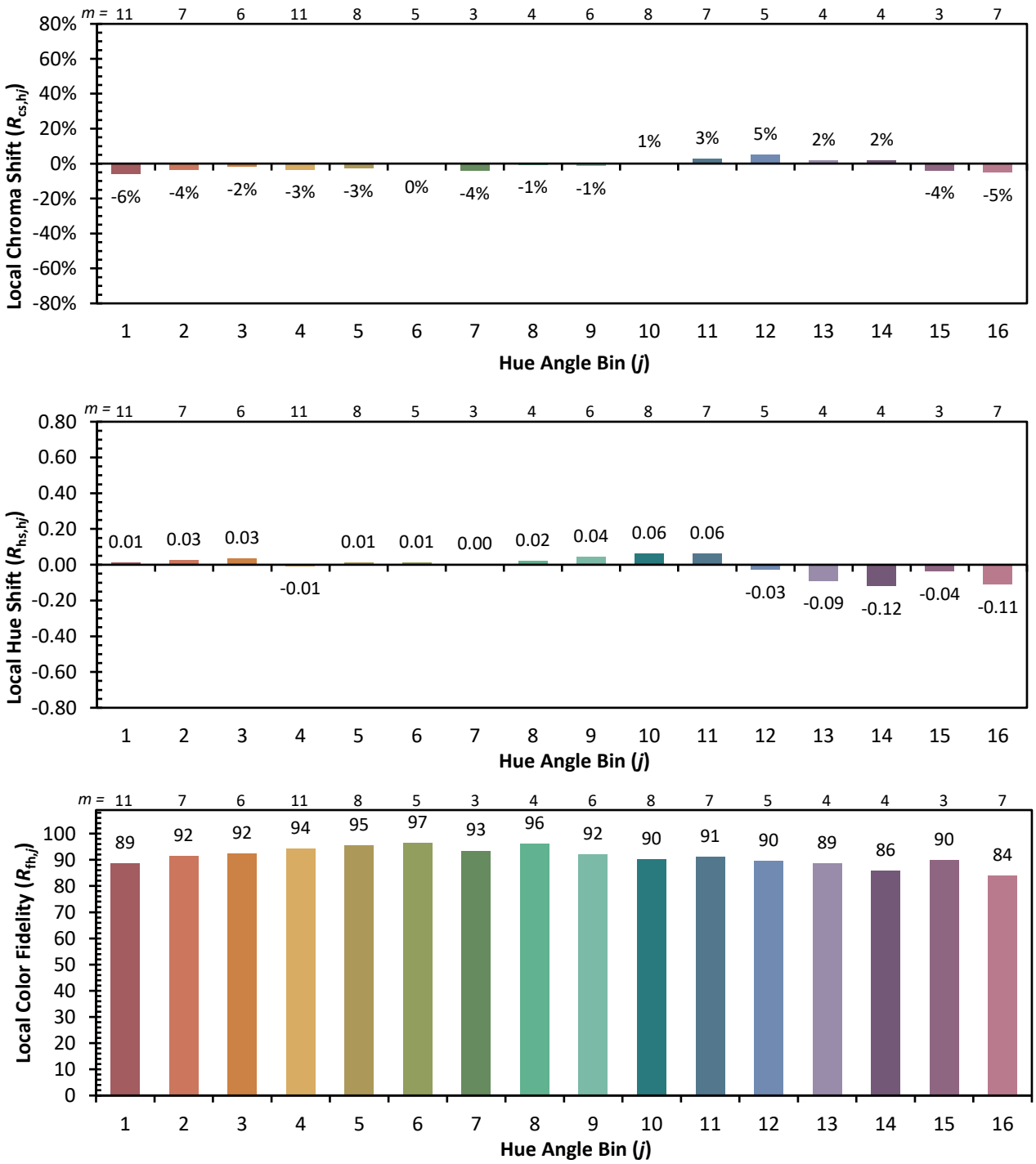

Measure Comparisons

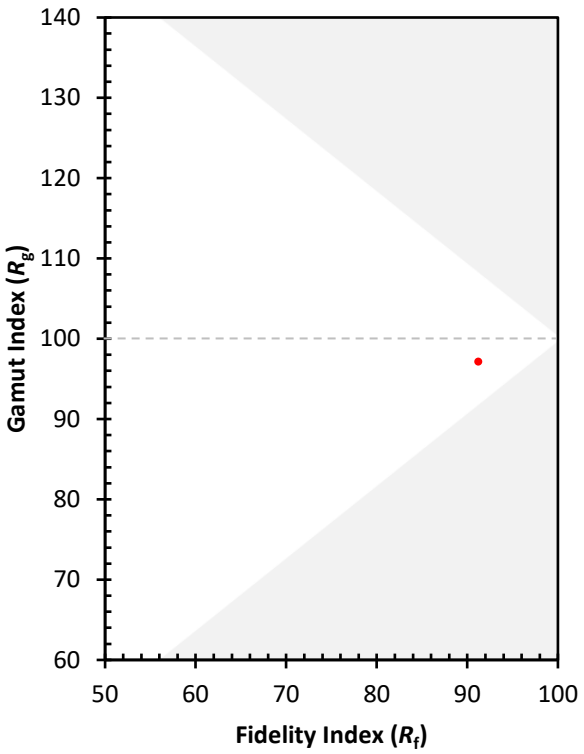

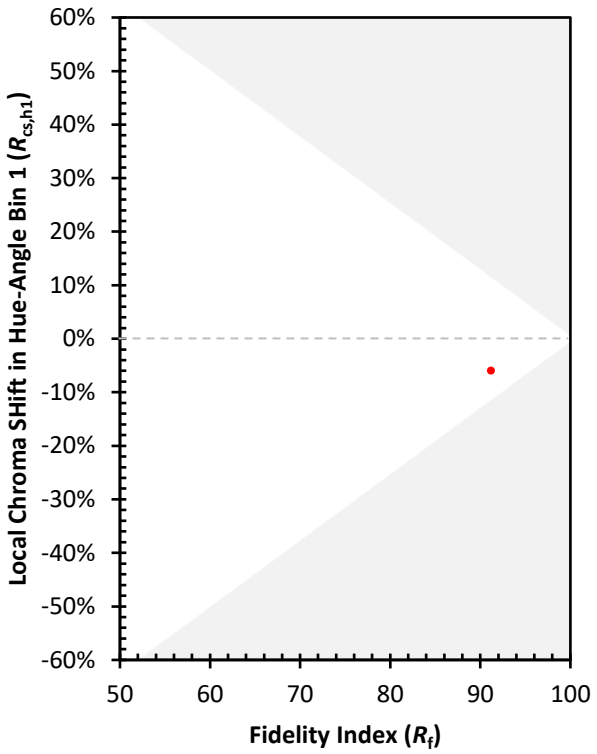

(END OF REPORT)